

FLEXCOLOR

Ready-to-use polymer filler paste with water-repellent DropEffect® and mould-resistant BioBlock® technology, for grouting joints from 2 to 10 mm in ceramic tiles and mosaic



WHERE TO USE

Flexcolor is used for grouting joints in all types of tiles and mosaic on interior floors and walls and exterior walls.

Some application examples

Grouting ceramic tiles and mosaic.

TECHNICAL CHARACTERISTICS

Flexcolor is an acrylic resin-based grouting mortar dispersed in water, with a mineral filler and admixtures.

Flexcolor is a ready-to-use paste, and its consistency makes it easy to apply.

Flexcolor sets through the evaporation of its water content, becomes flexible with a high bond strength which is resistant to vibration and the deformation of building materials. These characteristics make it particularly suitable for exterior façades and flexible substrates (e.g. panels for exhibition stands).

Flexcolor may be used to grout joints from 2 mm to 10 mm wide.

Flexcolor is easy to apply, remove and clean from the surface of tiles. Once dry, it has a uniform colour, a smooth finish and is resistant to water and the formation of mould, thanks to BioBlock® technology.

Bioblock® technology consists of special organic molecules which are distributed uniformly in the micro-structure of the tile joint, to block the formation of micro-organisms at the root causing alterations due to mould.

DropEffect® technology, with a synergic effect, makes the tile joints water-repellent and reduces the absorption of surface water.

RECOMMENDATIONS

- Do not use on exterior floors.
- Do not use to grout joints which are continuously immersed in water (swimming pools, fountains, etc.).
- Do not use to grout joints in natural stone.

APPLICATION PROCEDURE


Filling joints

Joints must be clean and free of dust. Fill the joints with Flexcolor using a special rubber grout float (such as MAPEI float). Do not leave any gaps or steps, and apply to create a smooth finish. Remove excess Flexcolor from the surface while it is still fresh, by moving the float diagonally across the joints.


Finish

10-15 minutes after applying Flexcolor, depending on the surrounding temperature and absorption of the materials, and only once a surface skin has started to form, remove the excess Flexcolor using a damp Scotch-Brite® pad, moving it diagonally across the joints. Rinse the Scotch-Brite® pad frequently, using two different containers of water: one to remove the excess mix from the sponge, and the other, containing clean water, to rinse the sponge.


Final cleaning of the surface and finishing of the joints can then be carried out using a slightly damp, hard cellulose sponge.



Application of Flexcolor with a rubber trowel



Cleaning the joints with a Scotch-Brite® pad



Finishing the surface with a hard cellulose sponge

SET TO LIGHT FOR TRAFFIC

Floors are ready for foot traffic after approx. 48 hours.

READY FOR USE

Surfaces grouted with **Flexcolor** may be put into service after approximately 7 days.

CLEANING

Residues may be removed the day after grouting using a dry cloth or using **Ultracare Kerapoxy Cleaner**, ready to use special cleaning product to remove epoxy residues, for the use please refer to the relative Technical Data Sheet. Tools and materials are easy to clean with water while the product is still fresh. Once dry, the product must be removed using mechanical means, or a liquid cleaner such as benzene, acetone solvent or **Pulicol 2000**.

CONSUMPTION

The consumption of **Flexcolor** varies from 0.2 kg/m² to 1 kg/m², according to the size of the joints and the size of the tiles. For a more precise estimate we recommend using the “calculator for joints and sealants” available on website www.mapei.com in the Tools & downloads section.

PACKAGING

Flexcolor is available in 5 kg plastic tubs.

COLOURS AVAILABLE

Flexcolor is available in white 100, Manhattan 2000 110, silver grey 111, medium grey 112 and beige 2000 132.

STORAGE


Flexcolor may be stored for 24 months in its original packaging in a dry place.

SAFETY INSTRUCTIONS FOR PREPARATION AND APPLICATION

Instructions for the safe use of our products can be found on the latest version of the Safety Data Sheet, available from our website www.mapei.com.

PRODUCT FOR PROFESSIONAL USE.

TECHNICAL DATA (typical values)	
PRODUCT IDENTITY	
Consistency:	thick paste
Colour:	available in 5 colours from the Mapei range
Bulk density (g/cm ³):	1.60
Dry solids content (%):	88
Brookfield viscosity (mPa·s):	600,000
pH:	8.5
APPLICATION DATA (at +23°C and 50% R.H.)	
Application temperature range:	from +5°C to +35°C
Waiting time for grouting after application – on walls bonded with normal adhesive: – on walls bonded with quick-setting adhesive: – on walls laid with mortar: – on floors bonded with normal adhesive: – on floors bonded with quick-setting adhesive: – on floors bonded with mortar:	4-8 hours 1-2 hours 2-3 days 24 hours 3-4 hours 7-10 days
Waiting time before finishing operation:	10-15 minutes
Set to light foot traffic:	> 48 h
Ready for use:	7 days
FINAL PERFORMANCE	
Resistance to humidity:	good
Resistance to ageing:	good
Resistance to solvents, oil and alkalis:	fair
Resistance to acids:	fair
Resistance to temperature:	from -15°C to +70°C



WARNING

Although the technical details and recommendations contained in this product data sheet correspond to the best of our knowledge and experience, all the above information must, in every case, be taken as merely indicative and subject to confirmation after long-term practical application; for this reason, anyone who intends to use the product must ensure beforehand that it is suitable for the envisaged application. In every case, the user alone is fully responsible for any consequences deriving from the use of the product.

Please refer to the current version of the Technical Data Sheet, available from our website www.mapei.com

LEGAL NOTICE

The contents of this Technical Data Sheet ("TDS") may be copied into another project-related document, but the resulting document shall not supplement or replace requirements per the TDS in force at the time of the MAPEI product installation.

The most up-to-date TDS can be downloaded from our website www.mapei.com.

ANY ALTERATION TO THE WORDING OR REQUIREMENTS CONTAINED OR DERIVED FROM THIS TDS EXCLUDES THE RESPONSIBILITY OF MAPEI.

4501-9-2021-en

Any reproduction of texts, photos and illustrations published here is prohibited and subject to prosecution

